

400W 4 Module / Green Lux Series

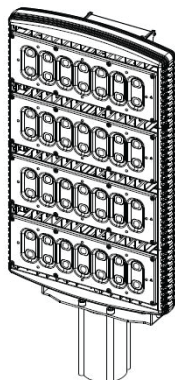
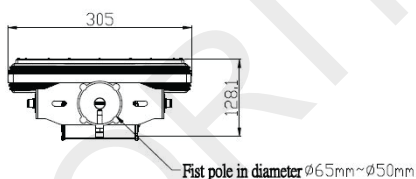
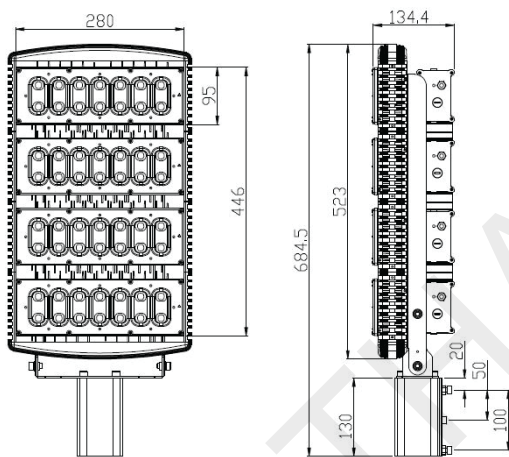


Applications

Street lighting, Roadway lighting, Parking lighting, Garden lighting

Features

- Independent constant current design for each LED module.
- Various optical lenses are available for different lighting applications and requirements.
- Certification for Lighting Fixture: CE/CB/FCC.
- Certification for LED Driver: CE/CB/PSE/FCC/UL.



Specifications

Item	Details
Model No.	S440CPbbcccc2
Luminaire Wattage	400W
Luminous Efficacy	124 lm/W
Color Temperature	5000K
Luminous Flux	48,360 lm
LED Chip	CREE
Color Rendering Index	Ra >70
Input Voltage	200~240 VAC
Input Frequency	50/60Hz
Power Factor	>0.95
THD	<15%
Material	Aluminum alloy
Ingress Protection (IP) Rating	IP67
Surge Protection	10 kV
Impact Protection (IK) Rating	IK10
Hurricane Proof	15 Scales
Photobiological Safety	Exempt Group
Operation Temperature	-30~50°C
LED Lifetime (L70)	54,000 hrs @50°C
Dimension	305(W)*684.5(L)*134.4(H) mm
Weight	11.3 Kg

*Available CCT: 3000K / 4000K / 5000K / 6500K

Light Type	Wide Flood			
Model No.	01	02	07	08
Beam Angle (θ 3dB)	Symmetric 149°x72°	Asymmetric 145°x(17°+55°)	Vertical Symmetric 149°x72°	Symmetric 140°x70°
Light Distribution	<p>cd/klm — c0 · c180 — c90 · c270</p>	<p>cd/klm — c0 · c180 — c90 · c270</p>	<p>cd/klm — c0 · c180 — c90 · c270</p>	<p>cd/klm — c0 · c180 — c90 · c270</p>
Model No.	11	14	16	17
Beam Angle (θ 3dB)	120°	Vertical Symmetric 140°x70°	Vertical Asymmetric 150°x(26°+53°)	Asymmetric 150°x(26°+53°)
Light Distribution	<p>cd/klm — c0 · c180 — c90 · c270</p>	<p>cd/klm — c0 · c180 — c90 · c270</p>	<p>cd/klm — c0 · c180 — c90 · c270</p>	<p>cd/klm — c0 · c180 — c90 · c270</p>

Light Type	Narrow Flood			
Model No.	03	05	06	10
Beam Angle (θ 3dB)	15°	90°	30°x15°	60°
Light Distribution	<p>cd/klm — c0 · c180 — c90 · c270</p>	<p>cd/klm — c0 · c180 — c90 · c270</p>	<p>cd/klm — c0 · c180 — c90 · c270</p>	<p>cd/klm — c0 · c180 — c90 · c270</p>
Model No.	12	13		
Beam Angle (θ 3dB)	25°	45°x30°		
Light Distribution	<p>cd/klm — c0 · c180 — c90 · c270</p>	<p>cd/klm — c0 · c180 — c90 · c270</p>		