



265W LED Parking Lot

1,000W HPS/MH Replacement



Black / Brown color housing optional
 1~10V / PWM / Resistance dimming optional

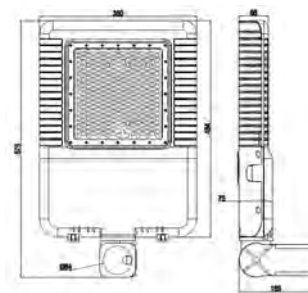


Photocell

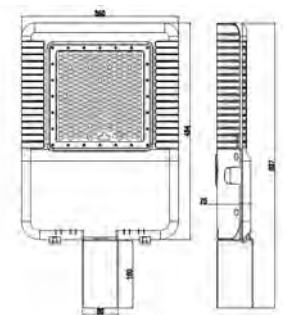


Specifications

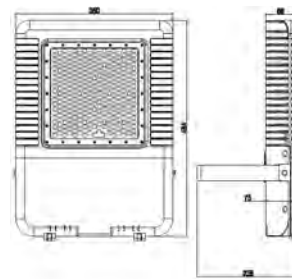
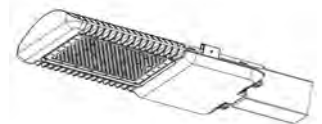
Item	Details
Power :	265W
Operating Voltage :	100~240VAC, 50/60Hz
Power Factor (PF) :	>0.95
Diver Efficiency :	>95%
Operating Humidity :	10%-90%RH
Operating Temp. :	-40°C to 50°C
CCT :	2700K / 3000K / 4000K / 5000K / 5700K / 6500K
Luminous Flux :	33,125 ~ 34,450 lm (±5%)
LED Luminous Efficiency :	130 lm/W
CRI :	Ra >78
Optional Beam Angle :	Type IV: 70°*130°
IP Rating :	IP66
IK Rating :	IK10
Lifetime (L70) :	50,000 hrs @25°C
Heat Radiator :	Anodized Aluminum
Lens :	PC
Fixture Dimension :	637*350*75 mm
Net Weight :	9.35 Kg



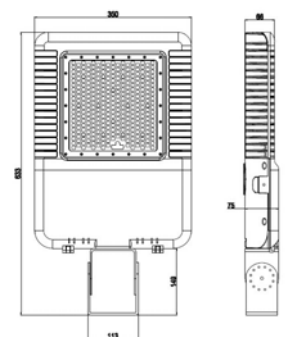
Installation Style A



Installation Style B



Installation Style C



Installation Style D

