

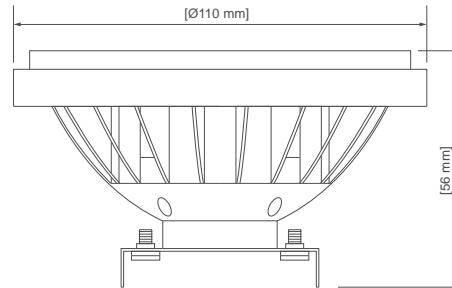
# 15W

## APPLICATIONS


Toggerly, Restaurant, shopping mall, hotels and general, commercial lighting, outdoor lighting / landscape lighting etc.

## FEATURES

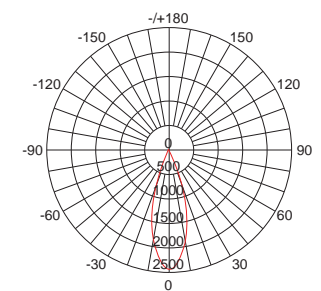
- Dexterous design for appearance, size Ø110 x 56(H) mm, suitable for more fixtures, net weight only 190g.
- Moistureproof, salt mist proof, mildewproof, IP67.
- **Directly replace of halogen 75W.**



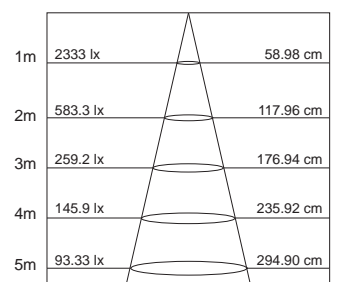
## SPECIFICATIONS



Model No.	SD24A1		
CCT	3000K	4000K	5500K
Lumen (+/-10%)	800 lm	820 lm	840 lm
Efficacy	>55 lm/W	>60 lm/W	>60 lm/W
CRI	>80	>75	>70
Power consumption	15W		
Voltage	AC/DC 12V		
Power Factor	>0.9		
LED Type	CREE XB-D		
Beam Angle	15°, 24°, 38°, 90°		
Operation Temp.	-20°C~+40°C		
Dimmable	Non-dimmable		
Water Proof	IP67		
Base Type	G53		
Dimension	Ø110 x 56(H) mm		



AVERAGE BEAM ANGLE (50%) : 37.6 DEG



High Emax Angle : 37.62 deg Diameter